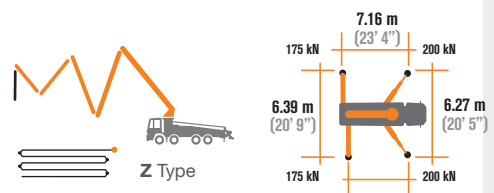


* Technical data and features subject to change without notice. The two wheelbase measurements refer respectively to MACK TerraPro and Kenworth T880

Pumping unit technical data

		HP1608EC
Max. theoretical output	m ³ /h yd ³ /h	160 210
Max. pressure on concrete	bar psi	80 1160
Concrete cylinders (diam. x stroke)	mm inch	230 x 2100 9" x 83"
Concrete hopper capacity	l gal	550 145
Hydraulic circuit		closed

Standard rotor on the last section
Patented for continuous rotation.



Control System with pumping unit HP1608EC

Smartronic Silver

Integrated color LCD	Diagnostics
Counters	Capsense rear panel
Pumping unit management	

Optional Smartronic Gold




The automatic continuous verification of the center of gravity of the machine guarantees the maximum safety of boom movement and the maximum possible coverage of the job area, even with partial opening of the stabilization.



Automatic
RPM
Management

Placing boom technical data

		B5Z 36/31
Pipeline diameter	mm inch	125 5
Max. vertical reach	m yd	35.1 38.3
Max. horizontal distance (from center of slewing axis)	m yd	31.1 34
Net horizontal reach	m yd	28.3 30.9
Min. unfolding height	m yd	7.03 7.6
Sections number		5
1st section opening angle		90°
2nd section opening angle		180°
3rd section opening angle		234°
4th section opening angle		180°
5th section rotation		continuous
Rotating angle		+/-270°
End hose	m yd	3 3.3



STEELTECH Series K36L-5

Standard Equipment

Front "X" style diagonal outriggers with single telescopic opening and horizontal rear outriggers for a quick and easy set-up also in narrow areas

Rotor on last section Patented for continuous rotation on 5th section driven by PTO or gear box

Boom control by means of "Load Sensing" proportional distributor

Safety device upon opening of concrete discharge door and hopper grille

Emergency device for pumping group

HBC radio remote control with display

Emergency radio control cable 20 m (21.8 yd)

Plastic water tank with 600-litre (158.5 gal) capacity

Medium pressure water pump (50 l/min - 50 bar) (13.2 gal/min - 725 psi)

LED lights for stabilisation and hopper lighting

Double layer piping with chromium carbide inserts on the entire piping line

Washing accessories

High resistance of the components most subject to wear ("S" valve, wear plate, compensating ring)

Declaration of conformity supplied with the user and maintenance manual

Main Options

Smartronic Gold (Smartronic Silver + ASC Advanced Stability Control)

Automatic boom opening and closing

Centralized boom lubrication system

Concrete shut-off valve

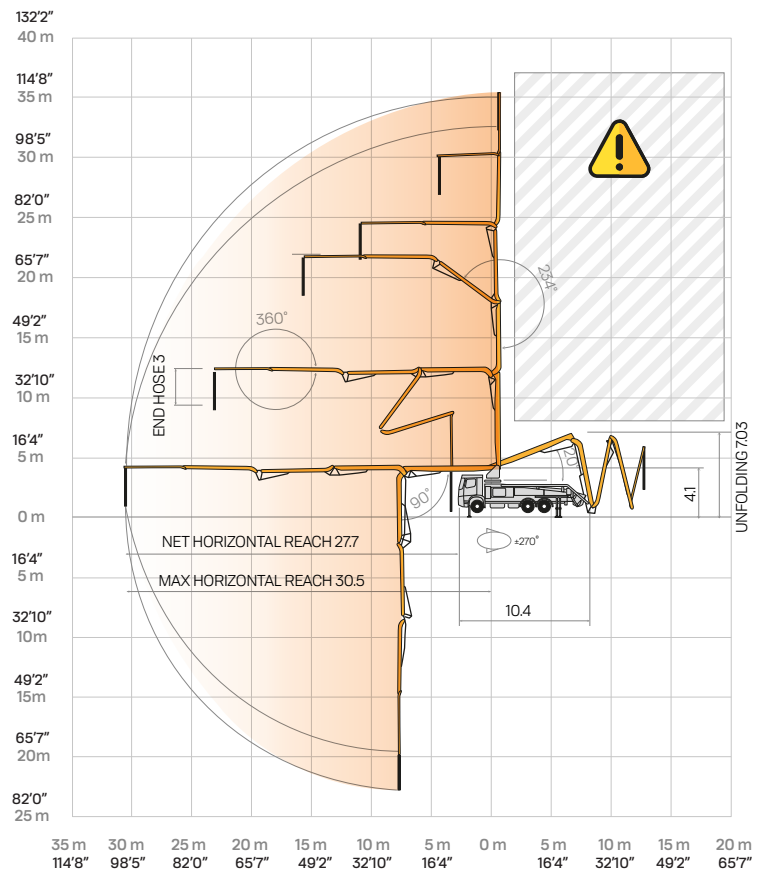
High pressure water pump (15 l/min - 150 bar) (3.96 gal/min - 2175 bar)

Straight concrete piping on double layer boom with high wear-resistance chromium carbide inserts CIFA LLT Long Life Top

Wide choice of customer personalization colours

*Over 100 options available; details available on truck pumps optional booklet

Distribution boom B5Z 36/31



Smartronic Video

